



Dear Friends and Contacts of GCU,


Access to relevant data and an easy-to-use system for handling them are for many international business professionals the main bottlenecks for assessing, and thus optimally addressing, the exchange-rate risk of a given transaction.

Aiming at this hurdle, and thereby seeking to reduce risk and cost in international transactions, the GCU now makes available a new tool which we have named Know Your Risk.

This online service gives everybody access to volatility and cost calculations, together with exchange-rate analyses between any selection among 126 currencies, updated every day. All calculations for a chosen period are comparable with a statistical analysis of the most recent 250 observations with the same parameters - all with one click on one well-designed page.


Direct is the shortest.
 The year is now 2016, not 1944 nor 1971 anymore, and technology has changed everything since then. We don't call the telephone exchange to reach a number in another country - we just dial it. So why does pricing trade through intermediary currencies still involve unnecessary risk and cost? Unfortunately, legacy systems for doing that remain mired in the past and inefficient, as their owners forget their duties to core users.

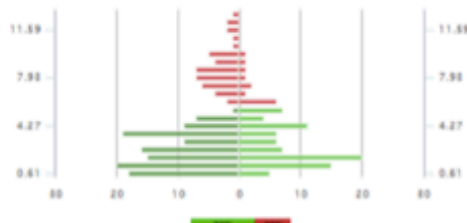
Not surprisingly, pricing and settling trade directly between any two currencies is emerging an essential consideration, as a logical consequence of technical advancements. This new online service we are now offering enables that. What is more, it offers a simple comparison of the price of risk between direct cross-currency settlement and using an intermediary currency instead.



My currency DKK	Partners currency GBP	Settlement Currency (OPTIONAL)
Amount 15,000.00	Currency GBP	Period 3 months
Calculate		

Absolute Cost Risk DKK 1,974.06	Absolute Cost Risk GBP 207.00
---	---

RISK GBP DKK (2015-11-19 - 2016-02-11) <table border="1" style="width: 100%; border-collapse: collapse;"> <tr><td>Absolute Cost Risk DKK</td><td>1,974.06</td></tr> <tr><td>Absolute Cost Risk GBP</td><td>207.00</td></tr> <tr><td>Cost of Risk (Garman-Kohlhagen)</td><td>1.38%</td></tr> <tr><td>Volatility</td><td>6.91%</td></tr> </table>	Absolute Cost Risk DKK	1,974.06	Absolute Cost Risk GBP	207.00	Cost of Risk (Garman-Kohlhagen)	1.38%	Volatility	6.91%	STATISTICS (Vol. last 250 obsv. of 3 mo.) Absolute Cost Risk Av.: 1.51% V.Low: 5.41% V.High: 9.40% V.Av.: 7.59% 
Absolute Cost Risk DKK	1,974.06								
Absolute Cost Risk GBP	207.00								
Cost of Risk (Garman-Kohlhagen)	1.38%								
Volatility	6.91%								

EXCHANGE RATES (2015-11-19 - 2016-02-11) <table border="1" style="width: 100%; border-collapse: collapse;"> <tr><td>Diff. high/low period:</td><td>11.58%</td></tr> <tr><td>GBPDKK High:</td><td>9.53793</td></tr> <tr><td>GBPDKK Mid:</td><td>10.10429</td></tr> <tr><td>GBPDKK Low:</td><td>10.64221</td></tr> <tr><td>GBPDKK Mid yesterday:</td><td>9.53793</td></tr> </table>	Diff. high/low period:	11.58%	GBPDKK High:	9.53793	GBPDKK Mid:	10.10429	GBPDKK Low:	10.64221	GBPDKK Mid yesterday:	9.53793	PYRAMIDE CHART XR DIFF (Diff. Start/End dates last 250 obsv. of 3 mo.) Low: 0.00% High: 12.30% Av. change 3.50% DKK Depreciation DKK Appreciation 
Diff. high/low period:	11.58%										
GBPDKK High:	9.53793										
GBPDKK Mid:	10.10429										
GBPDKK Low:	10.64221										
GBPDKK Mid yesterday:	9.53793										

[Click and Try](#)

CAD-DKK via USD:
(value: 15,000 USD)

Result in	Absolute Cost Risk <u>via USD</u>		Absolute Cost Risk <u>Direct</u>	Disadvantage <u>via USD</u>
DKK	3,074.33	-	1,917.75	1,156.58 (~37.62%)

As a valued recipient of the GCU newsletter, you possess knowledge and insight on monetary and exchange rate issues. I hope you will take a few minutes to pass on this news about the Know Your Risk online service to your network.

I thank you in advance.

Best regards,
Jesper Toft

[Read our Bulletins](#)

